

Financial Report

Cameron Park Airport District

Board Meeting

November 25, 2024

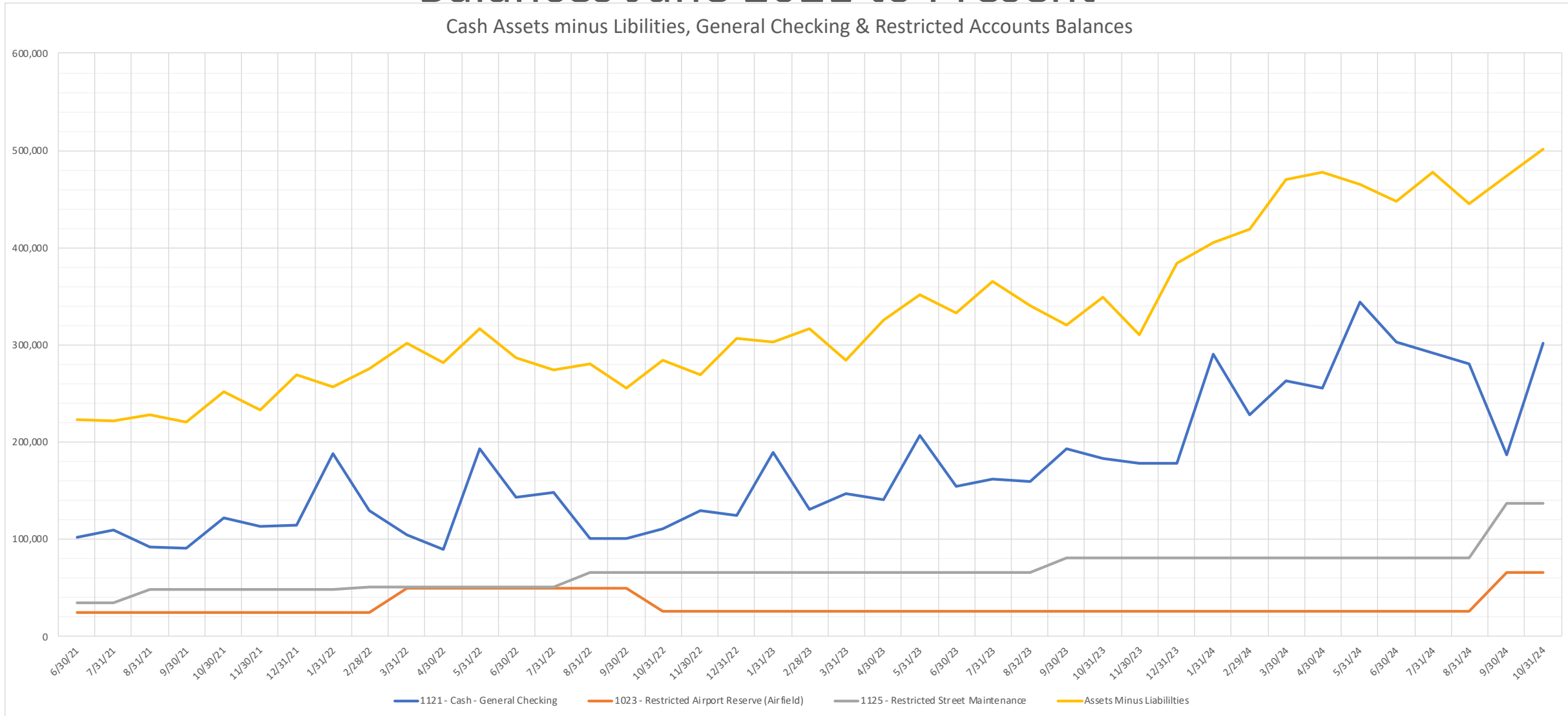
Report – October 2024 Financials

- CPAD Balance Sheet
- Assessment District Balance Sheet
- Profit & Loss Budget
- The Big Picture
 - Overall Financial Status

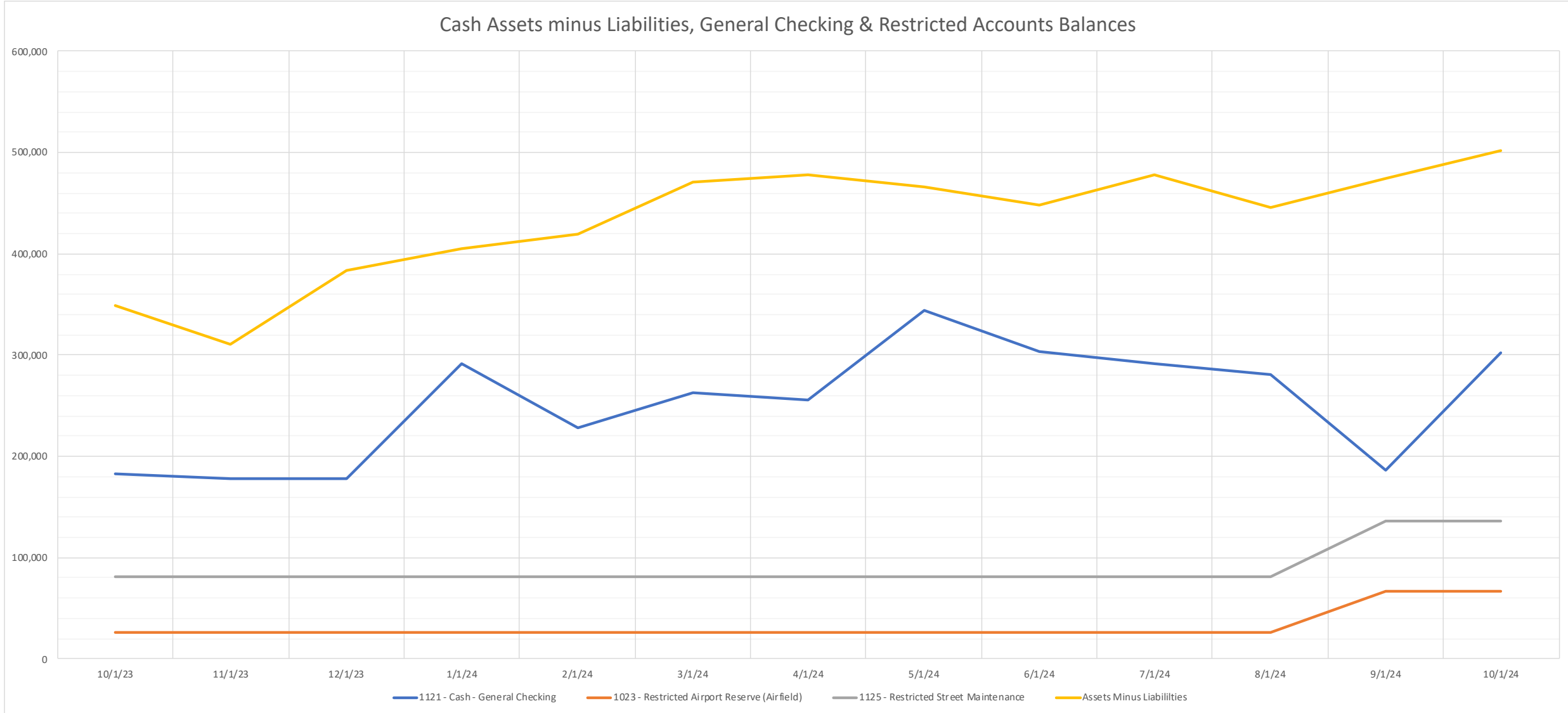
CPAD Balance Sheet History & Trends

	2023			2024									
	FY 2023/24										FY 2023/24		
	Oct	Nov	Dec	Jan	Feb	Mar	Apr	May	Jun	Jul	Aug	Sept	Oct
1023 - Restricted Airport Reserve (Airfield)	26,439	26,440	26,440	26,441	26,441	26,441	26,442	26,442	26,443	26,443	26,444	66,344	66,345
1125 - Restricted Street Maintenance	80,710	80,711	80,712	80,714	80,715	80,716	80,718	80,719	80,720	80,722	80,723	136,497	136,499
Total Restricted Accounts	107,149	107,151	107,152	107,154	107,156	107,158	107,160	107,161	107,163	107,165	107,167	202,841	202,844
1110 - Cash- El Dorado County Treasury	12,877	23,280	119,370	5,580	10,103	80,716	97,166	171	171	171	3,436	344	16,536
1121 - Cash - General Checking	183,239	178,301	178,368	291,072	228,695	263,322	256,036	344,672	303,593	291,507	280,805	186,826	301,928
1150 - Petty Cash on Hand	200	200	200	200	200	200	200	200	200	200	200	200	200
Total Checking and Savings	303,465	308,931	405,090	404,006	346,154	451,396	460,562	452,204	411,127	399,043	391,608	390,211	521,509
1200 - Accounts Receivable	-9,167	-9,843	-4,814	-667	-3,359	1,060	-534	1,095	3,128	6,016	5,245	199	2,599
1204 - Accounts Receivable - gas	69,452	56,120	75,772	96,075	110,382	53,711	88,962	75,768	66,954	104,578	84,494	116,198	15,416
1205 - Due from Assessment District	1,632	0	0	0	0	0	0	0	0	0	0	0	0
1499 - Undeposited Funds	-2,201	0	0	0	0	0	0	0	0	0	0	0	0
Total Current Assets	363,181	355,208	476,048	499,414	453,176	506,167	548,990	529,067	481,209	509,637	481,346	506,608	539,524
Total Current Liabilities	13,752	17,822	65,683	67,870	8,358	10,125	46,455	38,615	8,724	7,888	12,352	9,436	15,368
2516 - Equipment Loan Payable - Tractor	0	26,727	26,727	26,296	25,892	25,489	25,085	24,681	24,277	23,874	23,470	23,066	22,663
Total Liabilities	13,752	44,549	92,411	94,166	34,250	35,614	71,540	63,296	33,002	31,762	35,822	32,502	38,030
2411 - Due to Assessment District	7,236	11,310	59,491	61,302	1,810	3,621	37,114	31,230	0	0	1,358	1,358	7,290
Assessment District Total Current Assets	97,579	101,654	149,837	150,494	152,306	143,859	173,641	171,473	171,383	170,234	171,594	93,093	98,761
Assessment District Total Liabilities & Equity	97,672	101,747	149,837	150,587	152,399	143,859	173,734	171,473	171,383	170,234	171,594	93,093	98,761
Long Term Liabilities													
Total - Current Assets minus Total Current Liability	349,429	310,658	383,638	405,248	418,926	470,553	477,450	465,771	448,207	477,876	445,524	474,106	501,494
Change from Prior Month	28,739	-38,770	72,979	21,610	13,678	51,627	6,897	-11,679	-17,564	29,668	-32,351	28,582	27,387
Total change 6/2019 to 2/2024					262,486	301,152	253,877	243,240	219,650	257,658	193,845	241,041	232,071
Total change 6/2021 to 2/2024					195,353	248,022	248,892	245,554	196,528	244,810	176,102	217,204	225,764
Rolling 6-month changes	65,275	41,590	76,864	101,685	102,489	186,638	152,510	113,515	115,419	112,091	104,614	153,417	152,065
Rolling 12-month changes	24,488	-41,598	50,849	39,464	78,016	149,864	128,021	155,113	64,570	72,628	26,598	3,553	24,044

Cash Assets minus Liabilities, General Checking & Restricted Accounts Balances June 2021 to Present

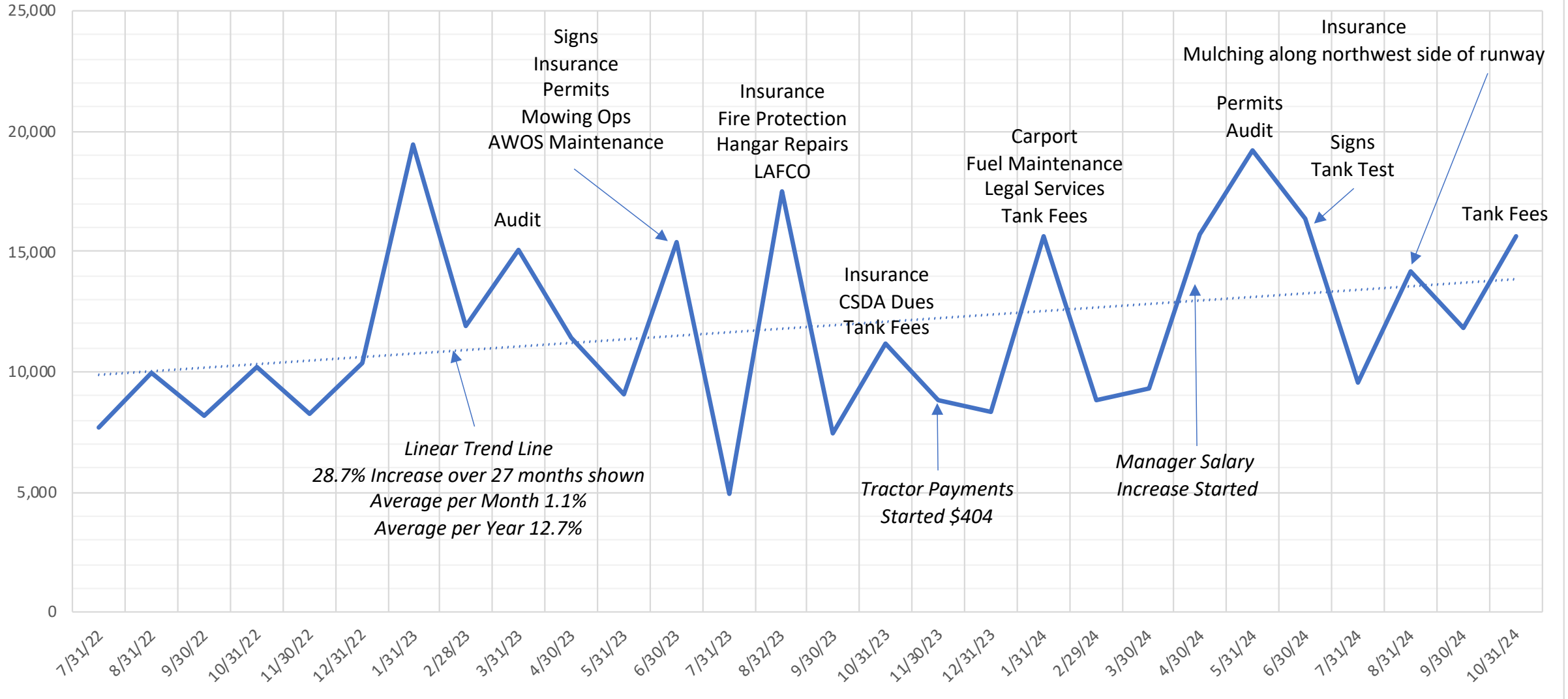


Cash Assets minus Liabilities, General Checking & Restricted Accounts Balances Last 13 Months

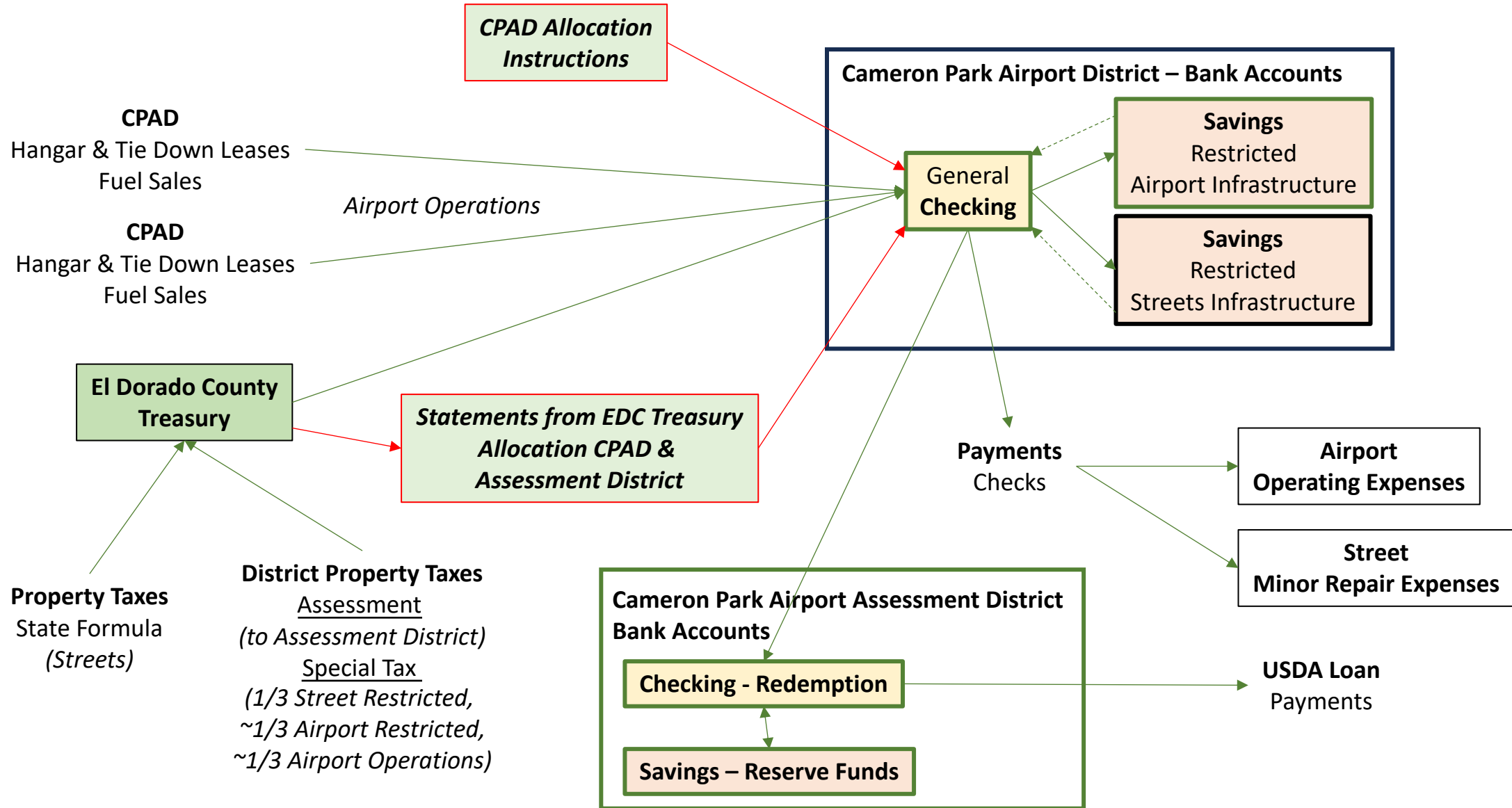


Expenses without Fuel Cost, credit Card Fees & Inventory Changes

Expenses Without Fuel Cost, Credit Card Fees & Inventory Changes



CAPD Current Money Flow



CPAD Financial Policy Additions Ideas

CPAD Policy Additions Ideas

- Fiscal Year Budget Planning Overview
 - Airport Operations Budget vs. Airport restricted reserve
 - Developing FY Airport Operations Budget
 - Street Restricted
 - Airport Operations Budget contingency
 - Fiscal Year Allocation to Restricted Accounts
 - Streets
 - Airport
- Changes to Budget Lines During Fiscal Year
- Process to approve spending on major sustainment projects from restricted accounts

Current CPAD Related Polices

Number	Title	Approved	Comments
1.4	Financial Procedures and Policies	9/14/2020	
1.4.1	Accounting Procedure Budget	3/28/2022	Updated to define capitalization policy. Does not address revenue/income allocation
1.4.2	Accounting Procedure Airport Manager	9/14/2020	
1.4.3	Accounting Procedure Bookkeeper	9/14/2020	
1.4.4	Procurement and Purchasing Policy	9/14/2020	

CPAD Policy Addition Ideas

Number	Title	Description	Notes
1.4.1.1	Capitalization Policy	Assign section number	
1.4.1.2	Responsibility	Assign section number	
1.4.4	Procurement and Purchasing Policy	Existing	Add sections
1.4.4.2	Airport Restricted Account Policy	Process to approve major sustainment project spending	New
1.4.4.3	Street Restricted Account Policy	Process to approve major sustainment project spending	New
1.4.5	Fiscal Year Budget Planning		New
1.4.5.1	Definitions		New
1.4.5.2	Developing Airport Operations Budget		New
1.4.5.3	Developing Airport Restricted		New
1.4.5.4	Developing Street Minor Maintenance Budget		New
1.4.5.5	Developing Street Restricted		New
1.4.5.6	Fiscal Year Allocation to Restricted Accounts		New
1.4.6	Changes to Budget Lines During Fiscal Year		New

Fiscal Year Budget Planning Overview

- Street Restricted

Fiscal Year Budget Planning Overview

- Contingency

Fiscal Year Budget Planning Overview

- Allocation to restricted accounts
 - Streets
 - Airport

Changes to Budget Lines During FY

- Due to unexpected expenses resulting in overruns
- Increase subject budget by:
 - Transfer of contingency and/or reduction in a underrunning budget
 - During FY contingency may change
 - Increase if income more than budgeted, or
 - Decrease if income less than budgeted
- Requires Board approval at regular board meeting

Process to Approve Spending on Major Sustainment Projects

- Process to approve spending on major sustainment projects from restricted accounts
- Intended to make it hard
 - Introduce several months before needed approval
 - Special board meeting(s) for presentation and public input
- Definition of major infrastructure sustainment project spending
 - Minor spending: \$20,000 (TBC) or less during fiscal year to support major spending
 - i.e. Airport Layout Plan consultant(s)
 - One meeting board approval, consistent with CPAD Policy 1.4.4
 - Major spending: More than \$20,000 (TBC)